



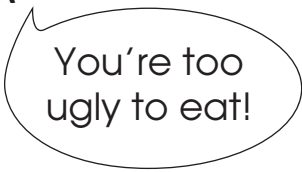





The Ugly Duckling • Worksheet

1. Match the speech bubbles to the pictures.

1.		2.		3.		4.	
A		B		C		D	

2. Put the sentences in story order, numbering them from 1 to 4.

- A. The last duckling was very large and very ugly.
- B. One shell after another burst open.
- C. Mother Duck took her ducklings down to the pond.
- D. All spring, the mother duck sat on her eggs.

3. What did each animal do when it saw the Ugly Duckling? Match each animal to its reaction.

- | | |
|---------------|-------------------------------|
| A. The geese | gobbled at it. |
| B. The hens | laughed at it. |
| C. The turkey | showed its sharp teeth. |
| D. The dog | pecked at it. |
| E. The cat | hopped away. |
| D. The frog | stroked him with their beaks. |
| G. The swans | swiped at it with its paw. |

5. Write the correct past tense form of the verbs to complete the sentences.

- A. The Ugly Duckling almost in the ice. (freeze)
- B. But when spring, the Ugly Duckling still alive. (come, be)
- C. He in the reeds and to the birds sing. (lie, listen)

4. What did the Ugly Duckling see in the end when he bent his head to the water?

- A. A fish.
- B. A frog.
- C. An ugly duckling.
- D. A swan.

The Ugly Duckling • Worksheet

Activity: Concrete poetry

Use a pencil or grey pen to fill the shape of the swan below with as many words as you can think of that could be used to describe it. (You can see some examples already in place.) Then use a blue pen, or several blue pens, to write watery words all around it, and green pens to write words on the lily pads (leaves). How many swan, water and leaf words can you think of?

